



Convent of the Holy Infant Jesus (Katong) Primary

Our Vision - From girls to women of grace and substance

Our Motto - Simple in Virtue, Steadfast in Duty

REF: GO/P1 Admin Day/JL/107/2022

10 October 2022

Dear Parents,

Invitation to Parents Gateway

We are pleased to inform you that our school is on board Parents Gateway (PG).

Parents Gateway is a mobile app specially designed for parents. The app allows parents to receive information and perform a range of administrative functions including receiving announcements from school, giving consent for school programmes and activities, as well as declaration of travel plans.

You may download the free Parents Gateway mobile app on your mobile phone (available on iOS and Android platforms only) and perform a simple one-time on boarding process. Please refer to Annex A for the step-by-step guide.

Parents who are on board Parents Gateway will receive all school information via the mobile app.

Should you have any questions, please contact Miss Yang Yanqi at yang_yan_qi@moe.edu.sg.

We look forward to a close partnership with you to develop your daughters into women of grace and substance. Thank you very much.

Yours sincerely,

Mrs Mischa Simon

Principal

CHIJ (Katong) Primary School

(This is a system generated letter, no signature is required)

Annex A: One-Time Onboarding

Step 1 – Singpass Registration and 2FA Setup

Singpass is required for onboarding to Parents Gateway (PG). If you have not registered for a Singpass or have not set up the 2FA, please visit the Singpass website (<https://www.singpass.gov.sg>) or scan the QR code below to do so. Should you require further assistance, please call Singpass helpdesk at +65 6335 3533.

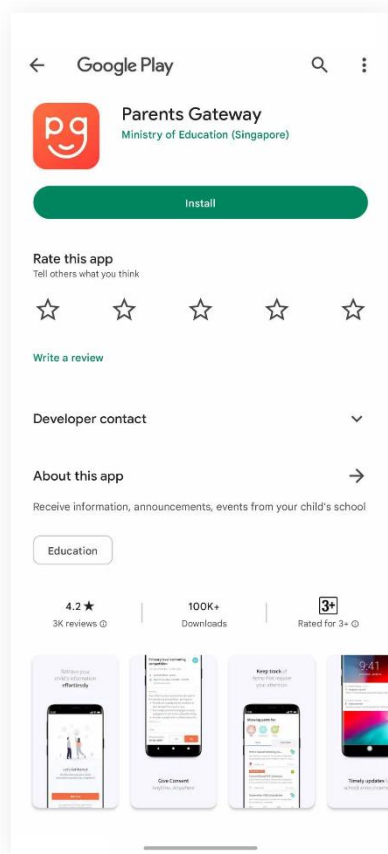
Instructional guides to register for Singpass and set up Singpass 2FA



<https://go.gov.sg/pg001>

Step 2 – Download Parents Gateway Mobile App

- a. Open the Apple App Store or Google Play Store app on your mobile phone.
- b. Search for the 'Parents Gateway' mobile app or scan the QR code below.



For Android



<https://go.gov.sg/pg002>

For iOS



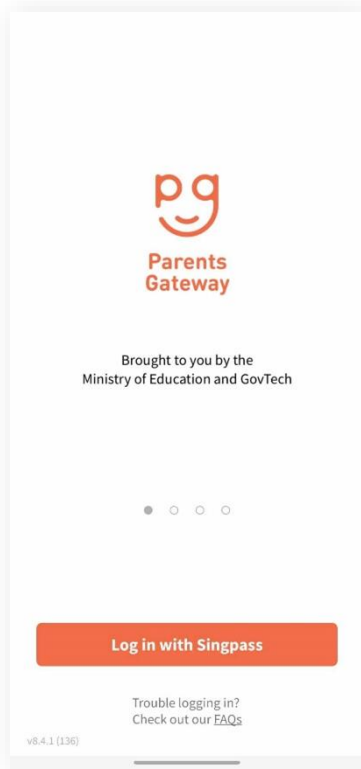
<https://go.gov.sg/pg003>

- c. Download and install the app on your phone.
- d. Enable '**Allow Notifications**' to receive push notifications.

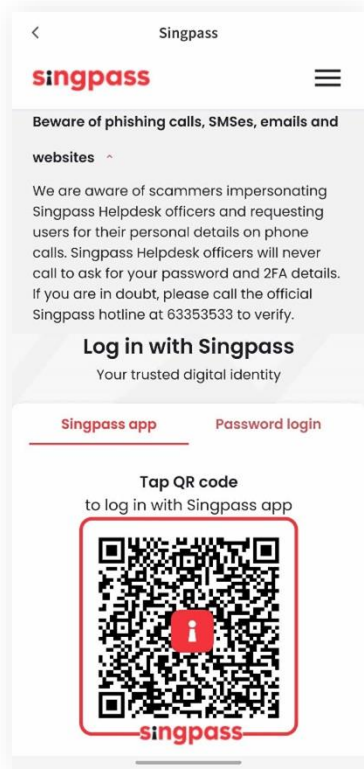
Note: Supported OS Versions - **Android 6.0 or later & iOS 11.0 or later**

Step 3 – How to onboard Parents Gateway

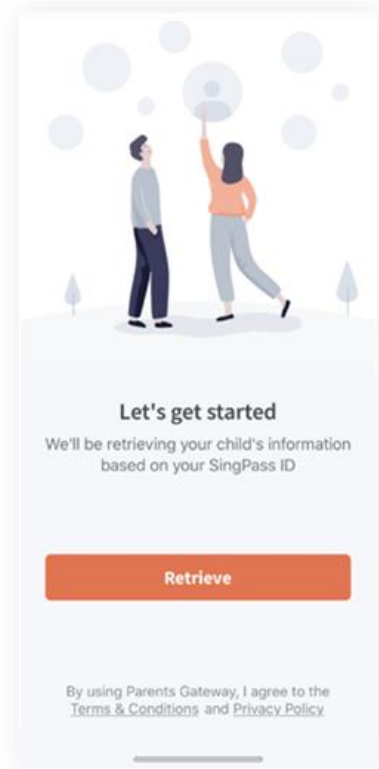
1. Tap on “Log in with Singpass”



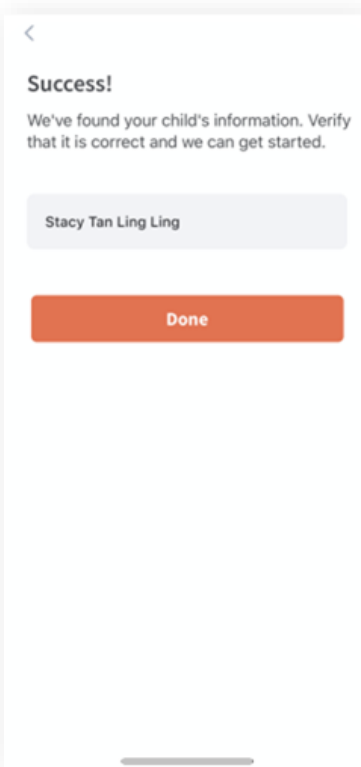
2. Log in with your Singpass (and 2FA)



3. Tap on “Retrieve” to retrieve your child(ren)’s information



4. Tap on “Done” to complete the onboarding process



5. You should see your child(ren)’s initial(s) and announcements and/or consent forms posted by the school(s) (if any)

