



CHIJ (Katong) Primary P6 Parents' Briefing 2026

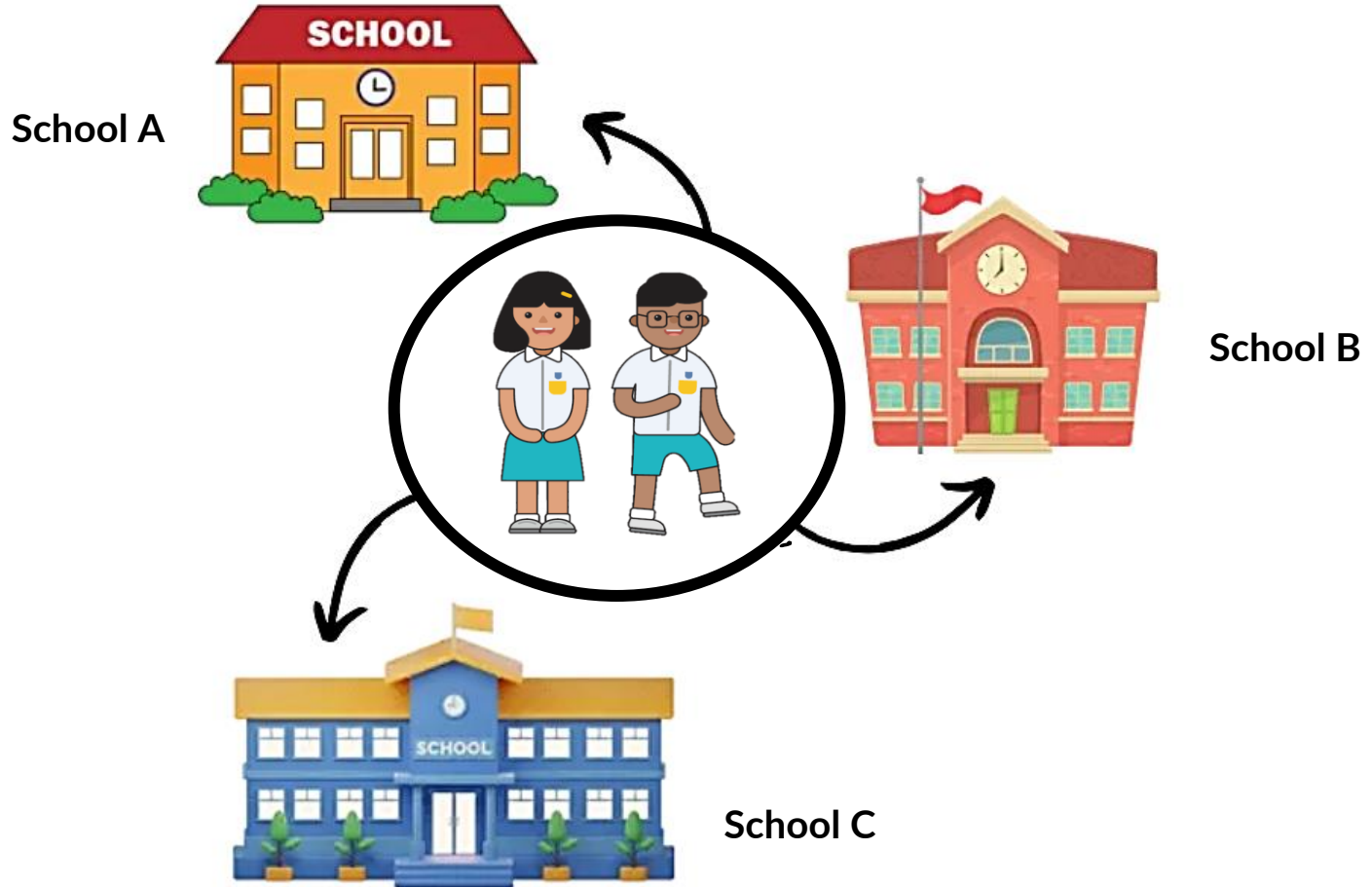


PSLE 2026

Considering and Exploring Options



Exploring Options



Exploring Options

01



School Culture

What is the school's culture and identity?

02



Learning Environment

How do I feel about the school based on what I experienced at the Open House or read about on the school's website/SchoolFinder?

03



Programmes

Does the school have programmes I would enjoy? (E.g. I am interested in coding, so I hope to find a school which offers it as their Applied Learning Programme.)


04



CCAs

Are there CCAs that interest me and can nurture my strengths?

05



Location

How long will it take for me to travel to school and back home?

Exploring Options

There are resources that can help you find the right school for you. One example would be the SchoolFinder.

We can use the SchoolFinder to find out more about the secondary schools near me.



Explore the SchoolFinder

Find schools that are near you and have CCAs and programmes you like. Visit the school website to find out more!

<https://go.gov.sg/explore-schoolfinder>

**SCHOOL
FINDER**

Use SchoolFinder to explore schools that meet your needs.

FIND SCHOOLS



Exploring Options

Another example would be the MySkillsFuture Student Portal.

Our Form Teacher showed us how to use the MySkillsFuture Student Portal to look for schools with programmes that interest us...Do you remember how to use it?



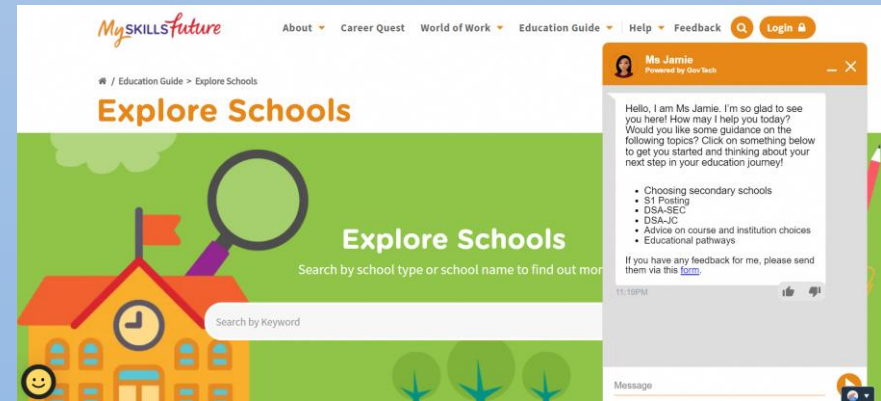
We can even use it to compare different secondary schools! Let me show you how!




Access the MySkillsFuture Student Portal

Explore schools in the *Education Guide* feature and seek advice on education choices from Ms Jamie.

<https://go.gov.sg/exploreschools>



Exploring Options



You can learn more about the school's culture and learning environment when you visit secondary schools' open houses.

PSLE 2026

Secondary School



Secondary School

With Full Subject-Based Banding, you can learn each subject at the level that suits you best and be in classes with friends who have different strengths, interests and abilities.



Check out the following Full SBB resources to find out more:

**Scroll through the PSLE-Full SBB
microsite:-<https://go.gov.sg/pslefsbb>**



Full Subject-Based Banding:

Students:

Can take subjects at three subject levels, known as G1, G2 and G3 (G stands for General), mapped from today's N(T), N(A) and Express standards respectively. They will have the flexibility to adjust their subject levels at appropriate junctures, based on their strengths, interests and learning needs.

PSLE Score	Posting Groups	Indicative level for most subjects at start of Secondary 1
4 - 20	PG3	G3
21 and 22	PG2 or PG3	G2 or G3
23 and 24	PG2	G2
25	PG1 or PG2	G1 or G2
26 - 30 (with AL 7 in EL and MA)	PG1	G1



Find out more at the PSLE-Full
SBB microsite.

<https://go.gov.sg/pslefsbb>

How should you submit your school choices after you receive your PSLE results?

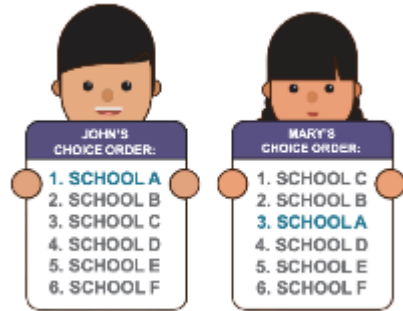
- Use all 6 options with a range of cut-off points (COPs) as choice order of schools will affect your school posting.
- Take reference from schools' PSLE score ranges from the previous year via SchoolFinder or MySkillsFuture Student Portal.
- You are strongly encouraged to include at least 2 to 3 schools where your PSLE score is **better** than the school's previous year's COP.
 - Note that actual COPs of schools can vary year on year.
 - Do take into account that if you just meet the COP of a school, it also means that majority of the students in that school have better PSLE score than you.
 - Rank your preferred school higher in the choice order of schools, to increase your chances of being posted to that school, especially in tie-breaking situation.

In choosing secondary schools, it is not about getting into the most popular school but the school that can develop your strengths, interests, abilities and talents.



Choice Order Matters

You will be posted to a secondary school based on your PSLE score (i.e. those with better PSLE scores will be posted first), and choice order of schools.



In the event that two or more students with the same PSLE score are vying for the last remaining place(s) in a school, the following tie-breakers will be used in the following order:

(i) **CITIZENSHIP**

(ii) **CHOICE ORDER OF SCHOOLS**

(iii) **COMPUTERISED BALLOTING**

Mary

Singapore
Citizen

20 pts

SCHOOL CHOICES:

- 1) Sch A
- 2) Sch B
- 3) Sch C
- 4) Sch ...



Jane

Singapore
Citizen

16 pts

SCHOOL CHOICES:

- 1) Sch A
- 2) Sch ...
- 3) Sch ...
- 4) Sch ...



Bryan

Singapore
Citizen

20 pts

SCHOOL CHOICES:

- 1) Sch B
- 2) Sch ...
- 3) Sch ...
- 4) Sch ...



How do the tie-breakers work?

Mary

Singapore
Citizen

20 pts

SCHOOL CHOICES:

- 1) Sch A
- 2) Sch B
- 3) Sch C
- 4) Sch ...



Jane

Singapore
Citizen

16 pts

SCHOOL CHOICES:

- 1) Sch A
- 2) Sch ...
- 3) Sch ...
- 4) Sch ...



Bryan

Singapore
Citizen

20 pts

SCHOOL CHOICES:

- 1) Sch B
- 2) Sch ...
- 3) Sch ...
- 4) Sch ...



- There is only one place left in School A, and Jane and Mary have both listed School A as their first choice.
- As Jane has a better PSLE score than Mary, she will get the last place in School A and be posted to it.
- As the last place in School A has been taken up by Jane, Mary will now be considered for her second choice of school - School B.

Tie-breaker

Choice Order of Schools

Bryan

Singapore
Citizen

20 pts

SCHOOL CHOICES:

- 1) Sch B
- 2) Sch ...
- 3) Sch ...
- 4) Sch ...



Mary

Singapore
Citizen

20 pts

SCHOOL CHOICES:

- 1) Sch A
- 2) Sch B
- 3) Sch C
- 4) Sch ...



Jane

Singapore
Citizen

16 pts

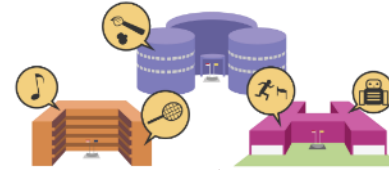
SCHOOL CHOICES:

- 1) Sch A
- 2) Sch ...
- 3) Sch ...
- 4) Sch ...



- Bryan has the same PSLE score as Mary and has listed School B as his first choice.
- School B also only has one place left, and so tie-breakers will be applied to determine who will be successfully posted there.
- Since both Mary and Bryan are Singapore Citizens, we will apply the next tie-breaker: Choice Order of Schools.
- Because Bryan ranked School B higher than Mary, he will be posted to School B.
- Since Bryan has taken the last place in School B, Mary will be considered for her next choice, School C.

TIMELINE OF THE S1 POSTING



NOVEMBER

1. Release of the PSLE results
2. Submission of Secondary 1 Option



DECEMBER

Release of School Posting results



CHIJ Katong Convent Secondary School





CHIJ Katong Convent



Katong Convent... a Convent by the sea

- Established since 1930
 - A Catholic mission school, one of 11 IJ schools
 - An Autonomous School since 2003
 - Affiliated with CHIJ (Katong) Primary & Catholic Junior College
 - Located next to Marine Terrace MRT station (Thomson East Coast Line)
-



Learning @ KC

Distinctive Programmes
Lower Sec Drama Programme
Upper Sec Art (1 of 9 Enhanced Art Programme centres)



Class Life



Book & Music Week



Local & Overseas Learning Journeys



Highlights of CCA Accomplishments

SYF 2025 Certificate of Distinction

Choir

Concert Band

Modern Dance

SYF 2025 Certificate of Accomplishment

Chinese Drama

Chinese Orchestra

Dramatic Arts Society

Secondary Schools Touch Rugby Competition

B and C Div: 2nd

2025 National School Games

Bowling C Div
3rd

Bowling B Div
4th

Floorball B Div
4th

2025 Inter-School Pentangular Games

Netball B Div
1st

Handball C Div
2nd

2025 Puan Noor Aishah Award

Girl Guides
Gold

2025 Unit Overall Proficiency Award

NCDCC
Distinction

Debate Club

RI U-14s Debating
Championships
Silver Division
Champions

CHIJ Youth Mission

IJYM
Accomplishment

Admission to KC via Sec 1 Posting

Cut-Off Point# for 2026 Sec 1 Posting

	Non-Affiliated	Affiliated^	Affiliate Minimum Requirement (AMR)
Posting Group 3	14	20	20
Posting Group 2	24	25	25
Posting Group 1	30*	28	30 with AL7 or better in both EL and Math

Excludes students admitted via DSA

* Last student posted has a PSLE Score better than 30, but there are still vacancies.

^ The affiliated secondary school must be indicated as first choice to receive affiliation priority.

CHIJ Katong Convent E-Open House

22 May 26
Friday
4 - 5 p.m.



GOOGLE MEET

REGISTER NOW



<https://for.edu.sg/chijkc-eopenhouse2026>

COME
EXPERIENCE
THE KC SPIRIT!



Hear about...

- the student experience @ KC
- our Direct School Admission (DSA) Programme
- why KC is the right choice for you!

Do also
visit our
Open
House on
21 Nov,
Sat (9am –
12 noon)
to
experience
KC in
person!

Thank You!

We hope you join our KC family!



@chijkatongconvent



www.chijkatongconvent@moe.edu.sg



chijktcs@moe.edu.sg



6448 6433

In Conversation



Student Voices: P5 & P6 In-Conversation Highlights

A summary of key insights from the Semester 1 dialogue between CHIJ (Katong) Primary P5 & P6 students and the Year Head, focusing on school life, learning preferences, and the transition to secondary school.

THE CHIJ EXPERIENCE: BELONGING & LEARNING



A Strong Sense of Belonging

Students value friendships, the welcoming atmosphere, and diversity within the school community.

Valued Extracurriculars

CCAs and school trips are recognized as vital for skill development and classmate bonding.



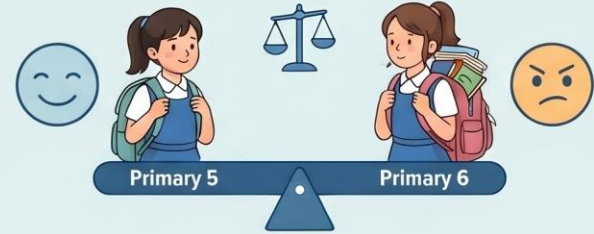
Preference for Hands-on Learning

Students favor interactive, gamified lessons and outdoor learning journeys over traditional classroom methods.



NAVIGATING CHALLENGES & FUTURE STEPS

P5 vs. P6 Stress Levels



Comparing Sentiments on Academic Pressure & Transition Outlook:

P5: Generally lower stress levels	Anticipating increased pressure next year
P6: Higher stress (PSLE & tuition)	Mixed feelings of excitement and anxiety

Bridging the Gap to Secondary School

Students expressed interest in receiving mentorship from seniors to ease transition anxieties.



Commitment to Improvement

The school is reviewing workload balance and exploring more interactive core subject booklets.

Our Voices: Ahead of PSLE:

P6 Students Survey Reflections



Your child wants you to know:

We asked our P6 students what they would like to thank their parents for during this PSLE journey.

“You are always there when I need you.”

“I feel loved when I am with you.”

“Thank You!”

“You teach me when I don’t understand.”

“Thank you for working hard for our family.”

“You always support me.”

“You push me to do my best.”

“I appreciate that you help me with my homework.”

Your child wants you to know:

We then asked them what they wanted to tell you.

“Sometimes I feel that I really cannot meet up to your expectations .”

“I am stressed!”

“I wish I was smart.”

“Please listen to me”

“I feel stressed when I am pushed.”

“I want to be understood.”

“I am worried for PSLE although I don't look like I am scared but I am worried”

“I wish you could understand me.”

“I feel very tired.”

“I don't have enough time to sleep.”

Your child wants you to know:

And we asked them how they would like you to support them in this journey.

1. Emotional Support Over Pressure

- “Encourage me instead of scolding”
- “Don’t stress me too much”

2. Autonomy & Trust

- “Let me try on my own”
- “Trust me to manage my work”

3. Guided Support

- “Help me when I ask”
- “Give me time to rest”



Your child wants you to know:



Supporting Your Child Through PSLE...

They are saying:	What we can do:
<p><i>“I don’t always need solutions...”</i></p> <p><i>“I just need you to listen and encourage me.”</i></p>	<ol style="list-style-type: none"><li data-bbox="973 394 1676 590">1. Listen before responding<ul style="list-style-type: none"><li data-bbox="973 452 1676 492">• <i>Focus on understanding, not fixing</i><li data-bbox="973 503 1676 590">• <i>Sometimes your child needs a listening ear first</i><li data-bbox="973 667 1676 809">2. Encourage, don’t overwhelm<ul style="list-style-type: none"><li data-bbox="973 725 1676 765">• <i>Replace pressure with reassurance</i><li data-bbox="973 776 1676 809">• <i>Affirm effort, not just results</i>

Your child wants you to know:



Supporting Your Child Through PSLE...

They are saying:	What we can do:
<p><i>“I don’t always need solutions...”</i></p> <p><i>“I just need you to listen and encourage me.”</i></p>	<p>3. Support with trust</p> <ul style="list-style-type: none">• <i>Allow them to try on their own</i>• <i>Step in when they ask for help</i> <p>4. Check before giving advice</p> <ul style="list-style-type: none">• <i>“Would you like help, or do you just want me to listen?”</i>

To End A parent's prayer

Dear Lord, thank you for the gift of my daughter.

She is a gift from You to me.

I know that she is your child, whom You have entrusted into my care.

Please help me to teach her well, set a good example, and watch out for her as best as I humanly can.

I ask You to guide her, protect her, watch over her, and walk beside her in her life.

May You keep her safe from harm-both physical and spiritual.

May she grow in faith and love for You and know Your strength inside of herself.

Thank You for guiding and helping her plan her future, ones filled with hope and love for You and for others.

Thank You for being with her in her struggles, helping, loving, and guiding her.

May she grow to know, love, serve, and believe more and more in You throughout her life.

Amen.



THANK YOU